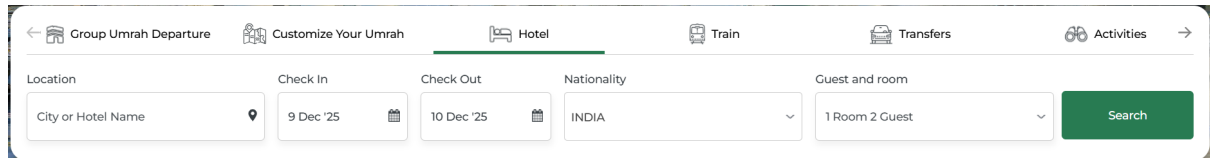


HOTEL MODULE DOCUMENTATION

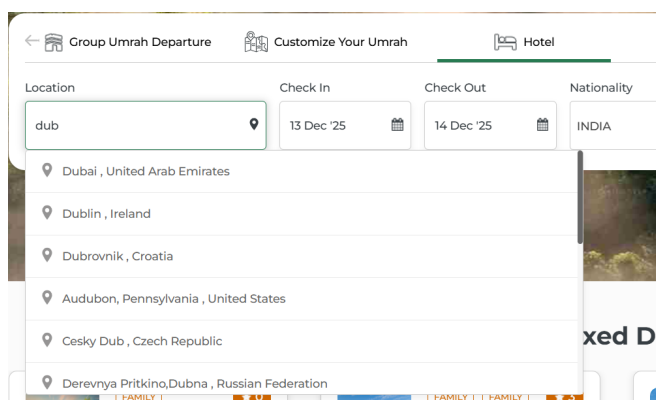


The screenshot shows the 'Hotel' tab selected in the top navigation bar. Below the navigation bar, there are five input fields: 'Location' (with a placeholder 'City or Hotel Name' and a location pin icon), 'Check In' (with a date '9 Dec '25' and a calendar icon), 'Check Out' (with a date '10 Dec '25' and a calendar icon), 'Nationality' (with a dropdown menu showing 'INDIA'), and 'Guest and room' (with a dropdown menu showing '1 Room 2 Guest'). A green 'Search' button is located to the right of these fields.

Search Page:

The hotel search page serves as the primary interface for users to find and book suitable accommodation based on their travel requirements. It offers an intuitive and user-friendly design that allows users to quickly enter essential details such as location, travel dates, nationality, number of guests, and number of rooms. The purpose of this page is to simplify the hotel booking process by providing relevant suggestions, real-time search filters, and smooth navigation to the results page. By entering the required information and clicking the search button, users can view available hotel options matching their preferences and proceed further with booking.

1. Location



The screenshot shows the 'Location' input field with the text 'dub' entered. A dropdown menu is open, displaying a list of location suggestions: 'Dubai , United Arab Emirates', 'Dublin , Ireland', 'Dubrovnik , Croatia', 'Audubon, Pennsylvania , United States', 'Cesky Dub , Czech Republic', and 'Derevnya Pritkino,Dubna , Russian Federation'. The dropdown menu is styled with a light gray background and a thin border. The 'Hotel' tab is still selected in the top navigation bar.

- This is a text-based search field where users can enter either:

- The name of a hotel, or
- The name of a city where they want to find a hotel.
- As the user types, the system displays auto-suggestions based on the entered text.
This helps in quickly selecting relevant locations without typing the full name.

2. Check-In and Check-Out Dates

The screenshot shows a booking form with three main fields: Check In, Check Out, and Nationality. The Check In field is highlighted with a green border and contains the date '13 Dec '25'. The Check Out field contains '14 Dec '25'. The Nationality field contains 'INDIA'. A calendar popup is open for the Check In field, showing a two-month view from December 2025 to January 2026. The calendar has days of the week as column headers (Su, Mo, Tu, We, Th, Fr, Sa) and dates as row content. The date '9' in December 2025 is highlighted in green, and the date '13' in December 2025 is also highlighted in green. The calendar popup is positioned over a background image of a hotel building.

- These fields allow the user to select the desired stay period.
- When clicking on either field, a calendar popup appears to choose the dates.
- Default selection:
 - Check-in: Today's date
 - Check-out: Tomorrow's date
 This ensures there is always at least one night selected automatically.
- Users can modify these dates as per their travel requirements.

3. Nationality

Nationality

INDIA

INDONESIA

IRAN

IRAQ

IRELAND

ISLE OF MAN

- This is a dropdown field used to select the traveller's nationality.
- On click, it opens a dropdown list with a search bar, allowing users to quickly find their nationality.

4. Guest and Room Selection

Guest and room

1 Room 2 Guest

Room 1

Adult +12 years

Child (0 - 11)

2

0

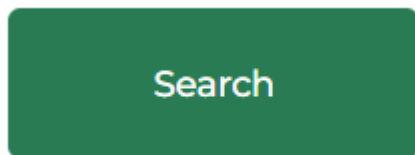
+ Add Room

Apply

- This section allows selection of the number of rooms and guests.
- The default value is 1 Room, 2 Guests.

- Users can customize:
 - Number of rooms (maximum 9 rooms)
 - Number of guests per room (maximum 9 guests per room)
- Important rule: Every room must have at least 1 adult.
- Guests are categorized into:
 - Adults
 - Children

5. Search Button



- After entering all required information, users click the **Search** button.
- The system then processes the inputs and displays hotel results according to the selected criteria.
- On successful search, the user is redirected to the **Hotel Results Page** where available hotel options are listed.

Results Page :

The screenshot displays a hotel search interface. At the top, a search bar shows 'Riyadh , Saudi Arabia' with a location pin icon. To the right, travel details are set: 'Sat 20 Dec 2025' for check-in, 'Sun 21 Dec 2025' for check-out, '2 Adults-0 Children' for occupancy, and '1 Room' for the number of rooms. A dropdown menu is set to 'INDIA', and an 'UPDATE SEARCH' button is on the far right.

Below the search bar, the page indicates 'Home / Search results' and '111 Properties'. A 'Best Price Guarantee' badge is visible. The 'Sort Options' section includes 'Recommended' (selected), 'Star Ratings (High to Low)', and 'Price (Low to High)'.

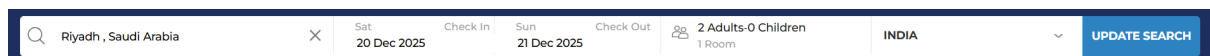
A map view is shown on the left, highlighting the location of the search results. Below the map, 'Popular Filters' are listed, including 'Price per night' (AED 206.48 to AED 129938.60), 'Breakfast Included (19)', 'Free Cancellation (17)', and 'Star Rating: 4 and 5(66)'. A 'See map view' button is also present.

The main content area features a list of hotels. The first hotel listed is 'Rest Night Hotel Suites - Al Nafal', which has a 4-star rating. The hotel's address is 'Al Nafal Mohamed Al Maqdami Street,Riyadh,Riyadh,Saudi Arabia'. The board type is 'Room Only', and the room type is 'SINGLE ROOM'. The price is 'AED 206.48' for 1 room and 1 night, including taxes and fees. A 'Choose Room' button is available. The hotel's amenities are listed as 'Amenities'.

The second hotel listed is 'Grand Plaza Qurtubah', which has a 4-star rating.

The search results page displays the hotel options based on the information entered in the initial search. At the top of the page, the same search details are shown in the Modify Search section, allowing users to update their location, dates, nationality, or guest details without returning to the main search page. The list of available hotels is generated according to the selected criteria, ensuring accurate and relevant results. Additionally, the page provides sorting options and multiple filters, helping users refine their search further and quickly find hotels that best match their preferences.

Modify Search

A horizontal search bar with a dark blue border. It contains several fields: a location field with a magnifying glass icon and the text 'Riyadh , Saudi Arabia' followed by a close 'X' icon; a date field with 'Sat 20 Dec 2025' and a 'Check In' label; another date field with 'Sun 21 Dec 2025' and a 'Check Out' label; a guest field with an icon of two people and the text '2 Adults-0 Children 1 Room'; a nationality dropdown menu showing 'INDIA' with a downward arrow; and a blue 'UPDATE SEARCH' button on the right.

1. Location

- Users can type a city name or hotel name into the text field.
- The system displays auto-suggestions based on the entered text.
- Helps users quickly choose the correct search destination.

2. Check-In Date

- Opens a calendar popup when clicked.
- Users select the date they want to start their stay.
- Previously selected date is shown and can be modified anytime.

3. Check-Out Date

- Also opens a calendar popup for date selection.
- Must be later than the check-in date.
- Users can easily update their stay duration.

4. Nationality

- Clicking opens a dropdown list with a search option.
- Users select their nationality from the available list
- Nationality may influence pricing or hotel availability.

5. Guests & Rooms

- Users can select the number of rooms (up to 9) and guests.
- Each room must have at least one adult.
- Maximum 9 guests per room, including adults and children.

6. Update Search Button

- Refreshes the results based on updated search inputs.
- Keeps the user on the same results page—no redirection.
- Helps refine the search quickly and efficiently.

Sort Options and Filters

The results page includes sorting and filtering tools that help users refine their hotel search and find suitable options more efficiently.

Sort Options :

Star Ratings (Low to High)

- Displays hotels starting from the lowest star rating to the highest.
- Helps users find budget or basic accommodation quickly.

Price (Low to High)

- Sorts hotel listings from the lowest price to the highest.

- Useful for users looking for the most economical options first.

Filters :

Price per Night :

- Users can adjust the price range slider to view hotels that match their preferred budget.

Star Ratings :

- Allows filtering hotels by their star category (e.g., 3-star, 4-star, 5-star).

Property Type :

- Users can select the type of accommodation such as hotel, apartment, ranch, etc.

Cancellation Policy :

- Filters hotels based on policy types like free cancellation or non-refundable options.

Amenities :

- Allows users to filter by features such as Wi-Fi, parking, pool, gym, and more.

Meals :

- Users can select meal plan options such as breakfast included, room only, etc.

Room Type :

- Helps filter hotels by room categories such as single, double, suite, etc.

Hotel Chain :

- Allows selection of specific hotel brands or chains.



Search Hotel Field

- A dedicated search box is available within the filter section.
- Users can type a hotel name to quickly locate a specific property within the results.

Reset Filter

- A common Reset Filter button clears all applied filters at once.
- This restores the full list of search results, allowing users to refine their search again from the beginning.

Hotel Search Result Card

 View All	Rest Night Hotel Suites - Al Nafal ★★☆☆☆ Al Nafal Mohamed Al Maqdami Street,Riyadh,Riyadh,Riyadh,Saudi Arabia See Map Board Type : Room Only Room Type : SINGLE ROOM SUPERIOR KING ROOM 🏠 ✓ ♿ Amenities	AED 206.48 AED 206.48 For 1 Rooms 1 Nights including taxes and fees Choose Room
 View All	Grand Plaza Qurtubah ★★☆☆☆ Said Ibn Zayd Road,Hay Cordoba,Riyadh 96968,Riyadh,Riyadh,Saudi Arabia See Map Board Type : Room Only Room Type : STUDIO ONE BEDROOM SUITE 🌿 ✓ Ⓟ Amenities	AED 215.22 AED 215.22 For 1 Rooms 1 Nights including taxes and fees Choose Room

Each hotel listed in the results page is displayed in a structured card format, providing key information and actions to help users quickly evaluate and compare options. Each hotel card typically includes:

1. Hotel Images

- Displays a preview image of the hotel property.
- Users can visually identify the hotel and get a quick idea of its appearance and facilities.

2. Hotel Name, Ratings & Location

- Shows the hotel name along with its star rating.
- The location is displayed to help users understand where the hotel is situated.
- A “See Map” link is provided; clicking it opens a map view showing the hotel’s exact position.

3. Available Board Type & Room Type

- Displays the board type (e.g., Room Only, Breakfast Included) available for that hotel.
- Shows the room type options such as standard, deluxe, or suite based on availability.

4. Amenities

- A quick view of key amenities is shown on the card.
- Clicking “Amenities” opens a popup displaying the complete list of facilities offered by the hotel (e.g., Wi-Fi, pool, parking, gym, etc.).

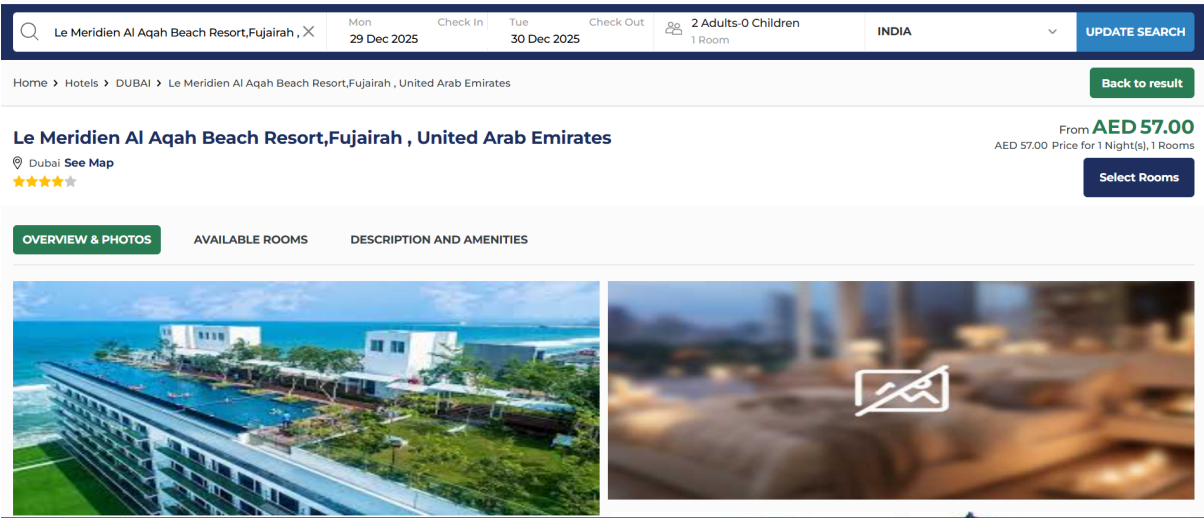
5. Price Details

- Shows the total amount for the selected number of rooms and nights.
- Includes taxes and fees so users can view the complete cost upfront.
- Helps users compare prices easily across different hotels.

6. Choose Room Button

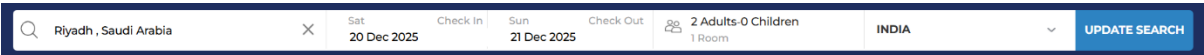
- A dedicated Choose Room button is available for each hotel.
- Clicking it takes the user to the room selection page where they can view room details, pricing, and proceed with booking.

Review Page :



The Review Page allows users to confirm all details of their hotel booking before proceeding to payment. It provides a complete summary of the selected hotel, room type, guest details, stay dates, pricing, and policies. This page ensures that users can carefully review every part of their reservation and make any necessary changes before finalizing the booking.

Modify Search :



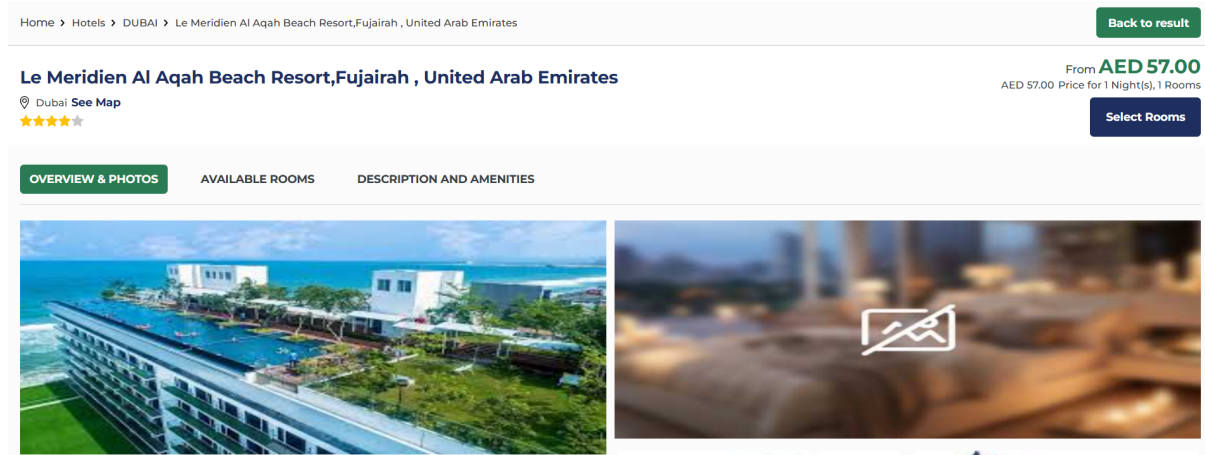
- A Modify Search section is available at the top, similar to the previous pages.
- Users can update their search criteria without navigating away from the page.

Back to Result :



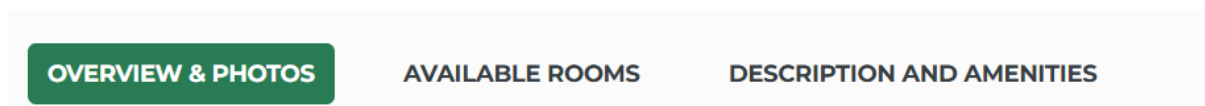
- A Back to Result button allows users to return to the hotel results page to explore other options.

Selected Hotel Details :



- Displays all key information of the chosen hotel, including:
 - Hotel images
 - Hotel name and star rating
 - Location
 - Price details
- A Select Room button is shown so users can move directly to room selection if needed.

Additionally, the hotel details include three navigation buttons:



Overview & Photos (Selected by default):

- Shows the hotel's general overview and image gallery.
- Helps users view property photos and key highlights quickly.

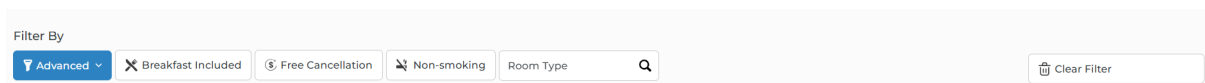
Available Rooms :

- Automatically scrolls to the section listing all room options.
- Allows users to access room details and pricing without manual scrolling.

Description and Amenities :

- Takes the user to the detailed description and full amenities list of the hotel.
- Useful for understanding property features, facilities, and services offered.

Room Filters :

A screenshot of a 'Filter By' section in a web application. It features a horizontal bar with several filter buttons: 'Advanced' (with a dropdown arrow), 'Breakfast Included' (with an 'X' icon), 'Free Cancellation' (with a dollar sign icon), 'Non-smoking' (with a cigarette icon), and a search field labeled 'Room Type' with a magnifying glass icon. A 'Clear Filter' button with a trash can icon is located on the right side of the bar.

Filter By

Advanced Breakfast Included Free Cancellation Non-smoking Room Type


Clear Filter

The Review Page also provides filters to help users refine the type of room they want to view:

- Breakfast Included
- Free Cancellation
- Non-Smoking
- A Search Room Type field allows users to search specific room names or categories.
- A Clear Filter button resets all applied filters.




Available Rooms :


3 Room Types



Room details and photos




✓ WiFi
✓ Wardrobe and Hangers
✓ Air conditioner
✓ Tea and coffee facilities

Room choice	Sleeps	Rooms	Refundability	Price
Best Price Bed & Breakfast  Breakfast Included ✓ WiFi ✓ Air conditioner	 	01	Cancellation Policy View all policy options	AED 57.00 <small>Price for 1 Night(s), 1 Rooms including taxes and fees & Fees</small> BOOK 1 ROOM Send Mail



Room details and photos

✓ WiFi
✓ Wardrobe and Hangers
✓ Air conditioner
✓ Tea and coffee facilities

Room choice	Sleeps	Rooms	Refundability	Price
Bed & Breakfast  Breakfast Included	 	01	Cancellation Policy View all policy options	AED 130.00


Under the filters, all available room options are listed with complete details:


- Room type and features
- Occupancy information
- Amenities included
- Pricing for selected dates and number of guests
- A Book button to proceed with reservation
- A Send Mail button to share room details via email





Passenger Details Page :

Passenger Details

Back

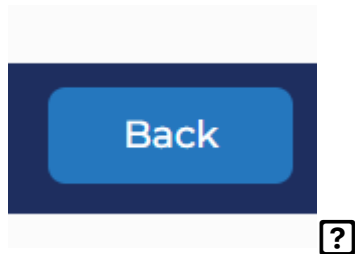
 Almost there! [LOGIN](#) if you are a Almaqam.com registered user.

Passenger Details
Email ID Phone Number  +91 INDIA
ROOM 01
Guest 1 (Adult)
Title First Name Last Name
Guest 2 (Adult)
Title First Name Last Name

 **Le Meridien Al Aqah Beach Resort,Fujairah , United Arab Emirates**

 Dubai
Check In **Dec 29, 2025** → Check Out **Dec 30, 2025** 
1 Room : Standard Room
Bed & Breakfast
Room 1: 2 Adults
Non-Refundable
Total Price **AED 67.00**
Taxes Included
Price Summary (1 Room X1 Night(s)) [Details](#)
Total Price **AED 67.00**


The Passenger Details Page is displayed after the user clicks the Book button. This page collects the necessary traveller information before proceeding to payment and also summarizes the hotel booking details for final verification.

1. Back Button :




- A Back button is available at the top-right corner, Allows users to return to the previous page if they wish to modify room selection or review details again

2. Hotel Details (Right Side Panel) :



**Le Meridien Al Aqah Beach
Resort, Fujairah , United Arab Emirates**


★★★★★

 Dubai

Check In
Dec 29, 2025

→


Check Out
Dec 30, 2025

 1 Night(s)

1 Room : Standard Room

Bed & Breakfast

Room 1: 2 Adults


Non-Refundable 

Total Price
Taxes Included

AED 67.00

Price Summary (1 Room X 1 Night(s)) [Details](#)

Total Price **AED 67.00**

 Enter Coupon Code

Apply

Displayed on the right side for easy reference, this section includes:

- Hotel image, name, and star rating
- Location details
- Check-in and check-out dates, along with the number of nights
- Selected room type and number of guests
- Meal plan (e.g., Bed & Breakfast)
- Refundability status (e.g., Non-Refundable)
- Total price including taxes
- Price summary with a quick “Details”.
- A field to apply a coupon code, allowing users to enter discount codes if available


This panel helps users confirm all booking information before entering passenger details.

3. Passenger Details Form (Left Side) :

Passenger Details

Email ID

Phone Number

 +91 INDIA

ROOM 01

Guest 1 (Adult)

Title

First Name

Last Name

Mr

Guest 2 (Adult)

Title

First Name

Last Name

Mr

Additional request optional ^

Users must enter required information for all guests staying in the selected room(s). The fields include:

Basic Contact Information

- Email ID
- Phone Number

Guest Information

For each guest in each room, the following details must be filled:


- **Title** (Mr/Ms/Mrs, etc.)
- **First Name**
- **Last Name**


The page displays sections like **Room 01, Guest 1 (Adult), Guest 2 (Adult)**, etc., depending on the number of rooms and guests selected earlier.


4. Payment Section :


Select Your Payment Method

(Click one option below)









☐ By completing this booking I agree that I have read and accept the Rules and Restrictions. The [Terms of Use](#) and [Privacy Policy](#).

Pay Now

At the bottom of the page, users must choose how they want to complete the booking:

Choose Payment Method :

- Users can select from the available payment options.

Terms & Conditions :



- A mandatory checkbox is provided for users to accept the Terms and Conditions and Privacy Policy.
- Booking cannot proceed unless this box is checked.

Pay Now Button :

- Clicking Pay Now redirects the user to the payment processing page.
- Final step for completing the hotel booking.

Hotel Booking Voucher :

Check In Date:	24-10-2025	Check Out date:	27-10-2025	Total Price AED 286.83 Inclusive all taxes
Date of Issue:	26 Sep 2025	Fare Type:	Refundable	Ref. Number AM111389

Hotel details  Makarem Mina Hotel  PO Box 6020, Makkah 21955, Makkah, Makkah Province, Saudi Arabia, Makkah, Saudi Arabia 966 596400388, 966 1 2 5533619, 966125356100	3 Night(s) 1 Room(s) 2 Guest(s)
--	---------------------------------------

Room 1 - Room - 2 Twin - ROOM ONLY				Confirmation Number: 273-2883069
SN	Passenger	Name	Age	
1	Adult	Gopika GOPIGOPIKAw	22	
2	Adult	Gokul GOPIGOPIKA	13	

Supplier Reference	
The supplier confirmation number will be visible 5 days before checkin.	

Fare Details	
Hotel Price	AED 281.83
Services Charge	AED 10.00
Total	AED 291.83

• Vouchers: Non-transferable, valid only for specified services. Valid ID may be required. Extras paid directly to providers. Tampered vouchers will be rejected.
 • Complaints: Contact your travel agent immediately for any issues.
 • Cancellations/Refunds: Contact your travel agent.
 • Responsibility: Acts as an agent only; not liable for loss, injury, or damage due to various causes (e.g., natural disasters, government actions, etc.).

Phone: +971 9197123456980
 Email: nitheesh.kn@mailinator.com

After a successful payment, the system generates a Hotel E-Voucher. This voucher serves as the official confirmation of the hotel booking and contains all necessary details for the guest and the hotel provider. It can be downloaded, printed, or shared as required.

1. Hotel E-Voucher Header

- Shows key booking details such as check-in/out dates, transaction ID, fare type, and total price.

- Includes the voucher title and reference number for tracking.

2. Hotel Details Section

- Shows the hotel's image, name, rating, and full address.
- Also displays the number of nights, rooms, and guests in the booking.

3. Room Details

- Lists each room's category and confirmation number.
- Shows the passenger names assigned to that room.

4. Supplier Reference

- Shows a message that the supplier confirmation number will be available 5 days before check-in.
- Used by the hotel/supplier to verify the booking.

5. Fare Details

- Displays the hotel price, service charge, and total amount paid.
- Helps users see a clear price breakdown.

6. Important Notes

- Includes rules about voucher usage, cancellations, and extra charges.
- Provides disclaimers and instructions for contacting the travel agent.

ADMIN

Transaction Queue Report (TQR)

Hotel Booking Management ?

Booking Details

☐ With Cancellation Policy

☒ With Price

Email Voucher

Print Voucher

Booking ID:AM111389

Transaction Type:Hotel

Booking Status : Booked

Booking Details

Hotel Details

Guest Details

Extras

Payment Details

Other Details

Email Details

Edit History

Property	Hotel		
API Name	Hotelbeds Aptitude	Hotel Name	Makarem Mina Hotel
Agency	Guest	Agency Code	
Guest Name	Mrs.Gopika GOPIGOPIKAw	Guest E-mail	sarath.ar123@caxita.com
Guest Mobile	+971 456789098765	Guest Mobile(secondary)	
Date of Booking	26-09-2025	Number of Nights	3
Check In Date	24-10-2025	Check Out date	27-10-2025
Country	Saudi Arabia	City	Makkah
Booked From	UNITED ARAB EMIRATES	IP Address	103.214.233.90
Supplier Booking Code	273-2883069	Edit	

- The Transaction Queue Report (TQR) allows the admin to view the complete status, actions, and details of any hotel booking. It serves as the central reference for tracking and managing each transaction.

Key Features

1. Voucher Display Options

☐ With Cancellation Policy

☒ With Price

- With Cancellation Policy.
- With Price.
- These options control what information appears on the printed or emailed voucher.

2. Voucher Actions

Email Voucher

Print Voucher

- Email Voucher – Sends the hotel voucher directly to the customer via email.
- Print Voucher – Opens the voucher for viewing or printing from the admin side.

3. Basic Booking Information

Booking ID:AM111389

Transaction Type:Hotel

Booking Status : Booked

Displays Booking ID, Transaction Type, and Booking Status at the top for quick identification.

4. Detailed Information Tabs

The TQR contains multiple tabs showing complete booking information they are:

Booking Details:

Property	Hotel		
API Name	Hotelbeds Apitude	Hotel Name	Makarem Mina Hotel
Agency	Guest	Agency Code	
Guest Name	Mrs.Gopika GOPIGOPIKAw	Guest E-mail	sarath.ar123@caxita.com
Guest Mobile	+971 456789098765	Guest Mobile(secondary)	
Date of Booking	26-09-2025	Number of Nights	3
Check In Date	24-10-2025	Check Out date	27-10-2025
Country	Saudi Arabia	City	Makkah
Booked From	UNITED ARAB EMIRATES	IP Address	103.214.233.90
Supplier Booking Code	273-2883069	Edit	
Device Used	Desktop		
Booking through	Website		
Customer Remarks			
Created By			

The Booking Details tab in the Transaction Queue Report displays all primary information related to the hotel booking. It includes the following key data:

1. Basic Booking Information

- Property type (Hotel), API Name, Agency, and Agency Code
- Hotel name and location (City, Country)
- Booking date, check-in date, and check-out date

- Number of nights and source country (Booked From)


2. Guest Information

- Guest name, mobile number, secondary mobile (if any), and guest email
- Created by and customer remarks (if added)

3. System & Supplier Information

- Supplier Booking Code with an Edit option
- Device used (e.g., Desktop) and booking platform (Website)
- IP address used during booking

Hotel Details:

	Hotel Name :	Makarem Mina Hotel	Check In Date :	24-10-2025	Edit
	Zone Name :	Makkah	Check Out date :	27-10-2025	
	Star Ratings :	Four	No: of Rooms :	1	
	Supplier Booking Code :	273-2883069	No. of Guests :	2	
	Address :	PO Box 6020, Makkah 21955, Makkah, Makkah Province, Saudi Arabia , Makkah , Saudi Arabia, Ph:966 596400388,966 12 5533619,966125356100	Distance From :		

Room Details						
No	Room	Room Type	Board Type	Supplier Booking Code	Cancellation Policy	Edit
1	Room 1	Room - 2 Twin	ROOM ONLY	273-2883069	The booking can be cancelled showmore	Edit

[Add New Room](#)

The Hotel Details tab provides complete information about the booked hotel and room allocation, includes Edit options to update hotel and room details when required, and also provides an 'Add New Room' button to add additional rooms to the booking.

1. Hotel Information

- Displays the hotel name, zone name, star rating, full address, and contact numbers.
- Shows the supplier booking code and stay details such as check-in date, check-out date, number of rooms, and number of guests.
- Includes an Edit option to update hotel-related details when needed.

Edit Hotel Details:

Room Details			
Hotel Name	Makarem Mina Hotel	Star Ratings	Four Star
Confirmation	273-2883069	Address	PO Box 6020, Makkah 21955, Maki
Check In Date	24/10/2025	Check Out date	27/10/2025
Release Date	23/10/2025		
Distance From			

Save

When the Edit button is clicked, a form opens allowing the admin to update hotel details such as name, confirmation number, star rating, address, dates, release date, and distance, and the changes are saved by clicking Save.

2. Room Details

- Lists each booked room with its room type, board type, and supplier booking code.
- Shows the detailed cancellation policy for the room.

Includes an Edit button to update room-related information if required.

Edit Room Details:

Room Details							
Room Type	Room - 2 Twin	Board Type	ROOM ONLY	Supplier Confirmation	273-2883069	Hotel Confirmation Number	
Cancellation Policy	The booking c	Adult Count	2	Child Count			
Hotel Price	286.825	Markup		Discount			
Tariff Notes							

Save

Clicking the Edit button opens a form where the admin can update room details such as room type, board type, cancellation policy, confirmation numbers, guest counts, price, markup, discount, tariff notes and save the changes using the Save button.

Add New Rooms:

Add New Room

Room Details							
Room Type		Board Type		Confirmation			
Cancellation Policy		Hotel Confirmation Number		Adult Count		Child Count	
Hotel Price		Markup		Discount			
Tariff Notes							

Save

Clicking the Add New Room button opens a form where the admin can enter new room details such as room type, board type, cancellation policy, confirmation numbers, guest counts, price, markup, discount, tariff notes, and save the room using the Save button.

Guest Details:

No	Passenger Name	Room Type	Board Type	Passenger Type	Date of Birth	PaxTicketStatus	Edit
1	Mr.rahul pk	Armani Premier, King	Room Only	Adult		Booked	Edit
2	Mr.tom lp	Armani Premier, King	Room Only	Adult		Booked	Edit

The Guest Details section displays all passenger information for the booking and allows the admin to view and edit each guest’s personal and contact details.

- Displays the list of all passengers, including name, room type, board type, passenger type, date of birth, and ticket status.
- Each guest has an Edit button to modify their personal details when required.

Edit Guest Details:

Passenger Details

Title	Mr	First Name	rahul	Last Name	pk
Passenger Type	Adult	Nationality	AFGHANISTAN	Email	rahul.pk@caxita.com
Date of Birth		AdditionalNumberCode	+971	AdditionalNumber	8796456564

Save

Clicking the Edit button opens a form where the admin can update passenger details such as title, first name, last name, passenger type, nationality, email, date of birth, and additional contact numbers, and save the changes using the Save button.

Payment Details:

Payment Summary

No	Hotel Price	Markup	Discount	PG Charge	Total Amount	Booked Currency Rate	VisaServiceFee	InsuranceServiceFee
1	3870.280	387.030	0.000	10.000	4267.310	4267.310 AED	0.000	0

Transaction Details

Status	Payment Method	Date	Payment ID	Amount	Transaction ID	Refrence Number	Track Id
Success	AwsPayFortVISA	09/09/2025 06:44:12	6492567_H_AM109968	4267.31 AED	169996200026884179	169996200026884179	6492567_H_AM109968

The Payment Details section provides a complete breakdown of all charges and transaction records related to the booking.

Key information included:

- **Payment Summary:** Shows hotel price, markup, discount, payment gateway charges, total amount, booked currency rate, and any additional service fees.
- **Transaction Details:** Displays payment status, payment method, date and time of payment, payment ID, transaction ID, reference number, and track ID.
- **Purpose:** Helps the admin verify payment accuracy, confirm successful transactions, and resolve any billing-related issues.

Booking Management

Booking Management

Actions	Remarks
<div>-Select-</div>	<div></div>

Process

The Booking Management section allows the admin to perform all booking-related actions.

Booking Actions:

Payment initiated:

Booking Management

Actions	Remarks
<div>-Select-</div>	<div></div>
<div>-Select-</div>	
<div>Confirm Booking Offline</div>	

Process

Confirm Booking Offline – Used to manually confirm a booking when payment has been initiated but not completed online.

Booking Failed:

Booking Management

Actions	Remarks	
-Select-		Process
-Select-		
Refund To Customer		

Refund to Customer – Used to return the amount to the customer.

Booked:

Booking Management

Actions	Remarks	
-Select-		Process
-Select-		
Cancel Booking		
Request Cancellation		
Refund		

1. Cancel Booking – Instantly cancels the booking when eligible for direct cancellation.

2. Request Cancellation – Sends a cancellation request for bookings that require supplier approval.

3. Refund – Initiates the refund process for a cancelled or refundable booking.

Payment Management

Payment Management

Action	Remarks	
✓ -Select- Create Payment Link		Process

The Payment Management section allows the admin to generate a payment link for a booking and collect payment from the customer by sharing the link.

Booking History

Booking History

No	Booking ID	Modified On	API	Status	User	Passenger Name	Remarks
1	109968	09-09-2025 09:44:16	AtharvaHotel	Booked	Guest	rahul pk	Booked
2	109968	09-09-2025 09:44:12	AtharvaHotel	Payment Done	Guest	rahul pk	PaymentDone
3	109968	09-09-2025 09:43:32	AtharvaHotel	Payment Initiated	Guest	rahul pk	PaymentInitiated
4	109968	09-09-2025 09:43:31	AtharvaHotel		Guest	rahul pk	ItinerarySaved

The Booking History section provides a complete log of all actions and status changes made for a booking throughout its lifecycle.

Purpose and usage:

- Displays chronological updates such as payment initiation, payment completion, and booking confirmation.
- Helps admins track who performed each action, along with timestamps and remarks.
- Useful for auditing, troubleshooting issues, and understanding the full booking flow.

Hotel Markup Settings

Set Detail Markup Settings

Name *

Sales Group *

All

Main Branch *

Select

Agency *

Select

Property *

Hotel

Module Types

☐ Dynamic Package

☐ Stand Alone Module

API *

All

Markup Criteria :

☐ Based on Sales Date

Sales Chnels

☐ Direct website

☐ Backoffice direct website

☐ Subagents

☐ Mobile Application

☐ Metasearch

Markup *

☒ Percentage

☐ Amount

Markup Per Room / Night

☒ Percentage

☐ Amount

Cancel

Save

The Hotel Markup section is used to configure additional markup (profit margin) on hotel bookings.

Basic Configuration :

- Name: Identifies the markup rule for internal reference.
- Sales Group, Main Branch, Agency: Defines which sales group, branch, and agency the markup applies to.
- Property: Set to Hotel to apply markup specifically to hotel bookings.
- API: Allows markup to be applied to specific hotel suppliers or across all APIs.

Module Types :

- Dynamic Package: Applies markup to hotels booked as part of a package.
- Stand Alone Module: Applies markup to individual hotel bookings.

Markup Criteria

- Based on Sales Date: Markup is applied based on the booking date.
- Based on Travel Date: Markup is applied based on the check-in date.
- Based on Country, City, and Property: Allows location-specific markup control.

Sales Channels

- Enables markup configuration based on booking source such as:
 - Direct Website
 - Backoffice Website
 - Subagents
 - Mobile Application
 - Metasearch

Markup Configuration

- Markup: Can be applied either as a Percentage or a Fixed Amount.
- Markup Per Room/Night: Allows additional markup calculation per room or per night, also configurable as percentage or amount.

Save or Cancel Configuration

- Clicking Save stores the markup rule and automatically applies it to eligible hotel bookings.
- Cancel: Discards all changes without saving.

Hotel Discount Settings

Set Detail Discount Settings

Name *	Sales Group *	Main Branch *	Agency *
<input type="text"/>	<input type="text" value="All"/>	<input type="text" value="Select"/>	<input type="text" value="All"/>

Property *

Module Types

☐ Dynamic Package ☐ Stand Alone Module

API *

Discount Criteria :

☐ Based on Sales Date

☐ Based on Travel Date

Sales Channels

☐ Direct website ☐ Backoffice direct website ☐ Subagents ☐ Mobile Application ☐ Metasearch

Discount *

☒ Percentage ☐ Amount

Discount Per Room / Night

☒ Percentage ☐ Amount

☐ Highlight Discount

The Hotel Discount Settings section is used to configure discount rules on hotel bookings, allowing the business to offer reduced prices to customers based on specific criteria while controlling where and how the discounts are applied.

Basic Configuration

- Name: Assigns a name to the discount rule for internal identification.
- Sales Group, Main Branch, Agency: Specifies which sales group, branch, and agency the discount applies to.
- Property: Set to Hotel to ensure the discount is applied only to hotel bookings.

- API: Allows discounts to be applied to specific suppliers or across all hotel APIs.

Module Types

- Dynamic Package: Applies discounts to hotel bookings that are part of a package.
- Stand Alone Module: Applies discounts to individual hotel bookings.

Discount Criteria

- Based on Sales Date: Discount is applied according to the booking date.
- Based on Travel Date: Discount is applied based on the check-in date.
- Based on Country, City, and Property: Enables location-based discount configurations.

Sales Channels

- Allows discounts to be enabled for specific booking channels such as:
 - Direct Website
 - Backoffice Website
 - Subagents
 - Mobile Application
 - Metasearch

Discount Configuration

- Discount: Can be configured as a Percentage or a Fixed Amount.
- Discount Per Room / Night: Allows additional discount calculations per room or per night, selectable as percentage or amount.

Highlight Discount

- When enabled, highlights the discount on the user interface to attract customer attention.

Save or Cancel Discount

- Clicking Save stores the discount configuration and applies it to eligible hotel bookings.
- Cancel: Discards all changes without saving.

Set Promo Code Settings

Set Promo Code

Property *	Coupon code *	Auto Coupon Generation	
<input type="text" value="Hotel"/>	<input type="text" value="Manual Coupon Type Here"/>		
<input checked="" type="checkbox"/> Is Active	Coupon Code Type		
	<input type="text" value="Normal"/>		
Description Arabic	Description English	Terms And Conditions Arabic	Terms And Conditions English
<input type="text"/>	<input type="text"/>	<input type="text"/>	<input type="text"/>
<input checked="" type="checkbox"/> Display in B2C			

Hotel

Valid From *	Valid To *	Success Message (en) *	Success Message (ar) *	Reusability *
<input type="text"/>	<input type="text"/>	<input type="text"/>	<input type="text"/>	<input type="text"/>
<input type="checkbox"/> Include Markup and Discount		<input checked="" type="radio"/> Percentage		
		<input type="radio"/> Amount		
Discount Rate *				
<input type="text"/>				
Payment Gateway				
<input type="text" value="All"/>				
Email	Code	Phone		
<input type="text"/>	<input type="text" value="+1"/>	<input type="text"/>		

Sales Channels

☐ Direct website ☐ Backoffice direc... ☐ Subagents ☐ Backoffice suba... ☐ Mobile Applicati... ☐ Metasearch

Cancel

Save

The Set Promo Code section is used to create and manage promotional coupon codes for hotel bookings, allowing discounts to be offered to customers under controlled conditions such as validity period, discount type, sales channel, and usage rules.

Basic Coupon Details

- Property: Set to Hotel to apply the coupon only to hotel bookings.

- **Coupon Code:** Allows manual entry of a coupon code or automatic generation using Auto Coupon Generation.
- **Is Active:** Enables or disables the coupon.
- **Coupon Code Type:** Defines the coupon category.
- **Display in B2C:** Controls whether the coupon is visible to end users.

Descriptions & Terms

- **Description (English & Arabic):** Displays promotional details to users.
- **Terms and Conditions (English & Arabic):** Defines rules and restrictions for using the coupon.

Validity & Usage

- **Valid From / Valid To:** Specifies the date range during which the coupon can be used.
- **Reusability:** Controls how many times the coupon can be used.
- **Success Message (EN & AR):** Message displayed when the coupon is successfully applied.

Discount Configuration

- **Include Markup and Discount:** Allows discounts to be calculated including markup if enabled.
- **Discount Type:** Can be applied as a Percentage or Fixed Amount.
- **Discount Rate:** Defines the discount value.
- **Discount Per Room/Night:** Applies discount based on room or night if configured.

Payment & Customer Details

- **Payment Gateway:** Specifies eligible payment gateways.
- **Email / Phone:** Allows coupon usage to specific customer contact details.

Sales Channels

- **Controls where the coupon can be used, such as:**
 - Direct Website
 - Backoffice Website
 - Subagents

- Backoffice Subagents
- Mobile Application
- Metasearch

Save or Cancel

- Save: Stores the promo code configuration and activates it as per settings.
- Cancel: Discards all changes without saving.

Loyalty Points

Loyalty Points

Main Branch*	Caxita Main
Customer/Sub Branch*	Select
Property*	Hotel
Price	
Points	
Value Per Points	
Expiry Date	
Loyalty Type	Normal
Loyalty Applied For	All

Save
Cancel

The Loyalty Points section is used to configure reward points for hotel bookings, enabling customers or sub-branches to earn points based on booking value, which can be used according to defined loyalty rules and validity.

Configuration Details

- Main Branch: Defines the primary branch under which the loyalty rule is created.

- Customer/Sub Branch: Specifies the customer or sub-branch eligible for loyalty points.
- Property: Set to Hotel to apply loyalty points only to hotel bookings.

Points Calculation

- Price: Base booking amount considered for calculating loyalty points.
- Points: Number of loyalty points awarded for the specified price.
- Value Per Points: Monetary value assigned to each loyalty point.

Validity & Type

- Expiry Date: Defines the validity period of earned loyalty points.
- Loyalty Type: Specifies the type of loyalty.

Applicability

- Loyalty Applied For: Determines whether loyalty points apply to Website, App or Both.

Save or Cancel

- Save: Stores the loyalty points configuration and activates it.
- Cancel: Discards the configuration without saving.

Sales Report

Sales Report

[Export To Excel](#)

<input checked="" type="checkbox"/> SI No	<input checked="" type="checkbox"/> Date	<input checked="" type="checkbox"/> Booking ID	<input checked="" type="checkbox"/> Confirmation ID	<input checked="" type="checkbox"/> Passenger Name	<input checked="" type="checkbox"/> API	<input checked="" type="checkbox"/> Location	<input checked="" type="checkbox"/> Actual Price	<input checked="" type="checkbox"/> Selling Price	<input checked="" type="checkbox"/> Cancellation Fee	<input checked="" type="checkbox"/> Company Cancellation Charge	<input checked="" type="checkbox"/> Total Cancellation Charge
<input checked="" type="checkbox"/> Payment Mode	<input checked="" type="checkbox"/> Agency Type	<input checked="" type="checkbox"/> User Name	<input checked="" type="checkbox"/> Country	<input checked="" type="checkbox"/> Status	<input checked="" type="checkbox"/> MetaName	<input checked="" type="checkbox"/> International/D...					

SI No	Date	Booking ID	Confirmation ID	Passenger Name	API	Location	Actual Price	Selling Price	Cancellation Fee By Company	Company Cancellation Charge	Total Cancellation Charge
1	06-08-2025	AM102396		Mubashir Mehraj	Inventory/Hotel	Makkah	550	550	0	0	false
							550	550	0	0	

The Sales Report provides a detailed view of all hotel booking transactions, analyze revenue and charges, and export reports for review and accounting purposes.

Column Selection

- Each data field in the report is available as a checkbox.

- When a checkbox is selected, the corresponding column is displayed in the report table.
- If a checkbox is unchecked, the column is hidden from the table view.
- All sections can be toggled except the Details column, which is always available.

Available Report Data

The report supports a wide range of booking and financial fields, including:

- Booking details such as SIno, Date, Booking ID, Confirmation ID, Passenger Name, API, Location, Status
- Pricing and revenue fields such as Actual Price, Selling Price, Markup, Discount, Coupon Code, Promotional Discount, Total Amount
- Charges and adjustments such as Cancellation Charges, Refund Amount, Convenience Charge, Payment Gateway Charge, Insurance, Best Value Fee
- Additional services such as Baggage Markup, Seat/Meal Markup, Installment Markup, Instant Discount, Add-Extras Amount
- Payment and user information including Payment Mode, Agency Type, User Name, Country, Meta Name, International/Domestic

Export to Excel

- An Export to Excel button is available at the top of the page.
- Clicking this button downloads the same selected data and columns into an Excel file for offline analysis and reporting.

Details Navigation

- The Details button in each row redirects the user to the corresponding Transaction Queue Report (TQR).
- This allows users to view complete booking, payment, guest, and action history for that transaction.